


# OPOTERM


TOP-MOUNTED ROLLER SHUTTER

## ROUNDED REVISED FROM THE FRONT

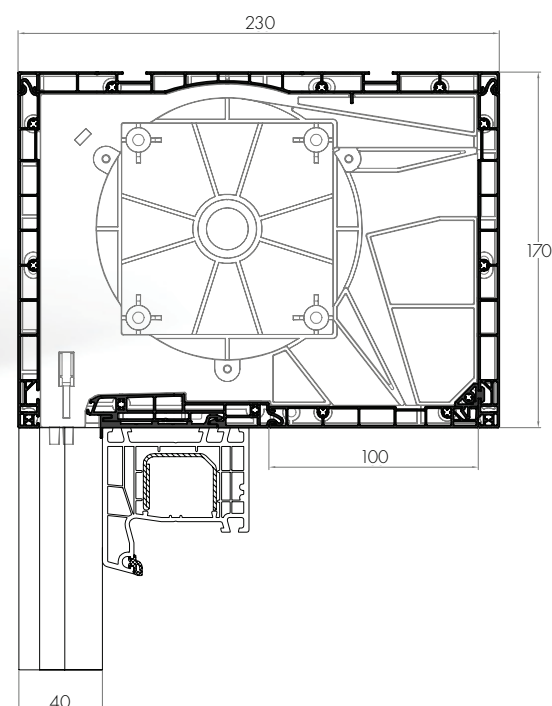
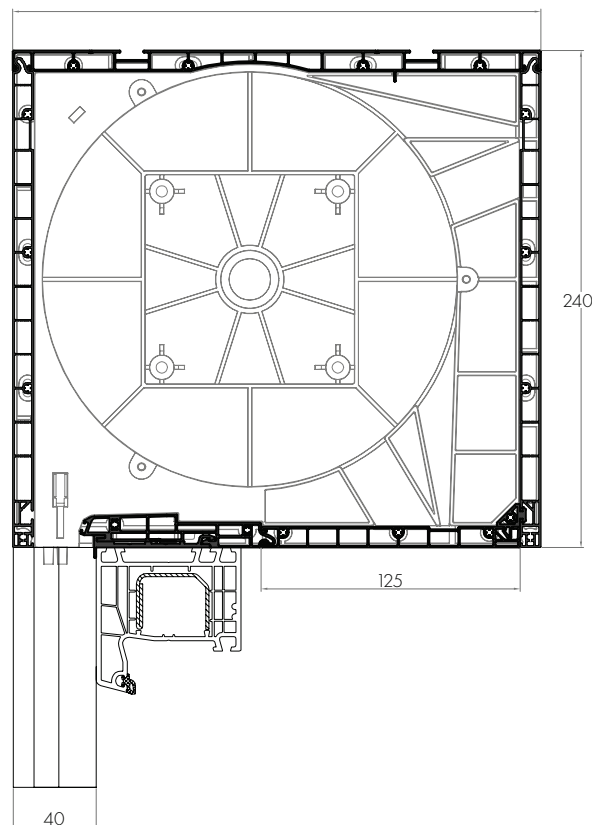


The structural load statics can be improved by anchoring the Expert XT box to the lintel. The stability can also be improved by using a steel adapter or static consoles (optional).

## OPOTERM RENO



The unique design of the box is ideally suited for renovation frames.



## TYPE 1 = BETWEEN WALL AND WINDOW

### MAXIMUM ROLLER SHUTTER HEIGHT (WINDOW HEIGHT + BOX HEIGHT) IN MM

BOX	H mm	B mm	ARMOUR TYPE ALU 39		
170	170	230	1890	1690	1730
210	210	230	3230	3310	3270
240	240	255	4460	4770	4460
			Ø 40	Ø 50	Ø 60
ROLLER SHUTTER SYSTEM	FAÇADE BLIND INSERT	STATIC CONSOLES	18	STEEL REINFORCEMENT	
Opoterm	NO	YES		internal profiles (option)	